


SEIFERT X-ray Tubehousing

ISOVOLT 225 M2 / 0.4-1.5



Application

High resolution radiographic and radio-scopic inspection of welds and castings made of light alloy, steel and other metals and heavy metals.

Radiometric and dosimetry applications.

Features

- Direct radiating tube with double focus, unipolar, grounded anode, water cooled
- Metal-ceramic tube with oblique anode and beryllium window
- Compatible with X-ray equipment of the ISOVOLT series
- Produced under ISO 9001 certified quality management system

Options

- Quick-lock cable flange
- Collimator attachments
- Tube yokes
- Beam shutters
- Motorized limiting diaphragms

GE imagination at work



Dose Rate within the Central Beam

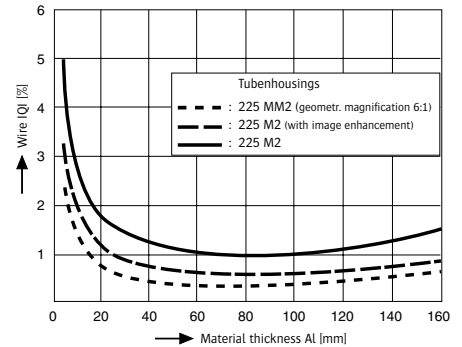
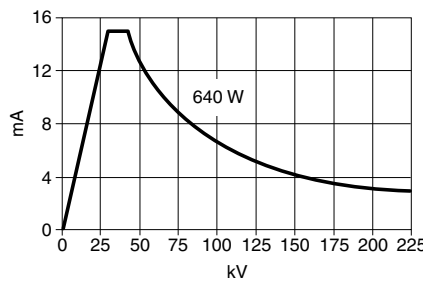
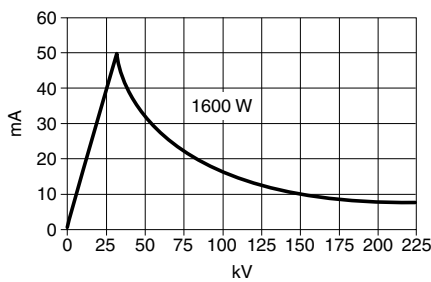
The generation of radiation in an X-ray tube solely depends on the operation values, not on the make.

The dose rate relevant in practice and suitable for calculations of radiation pro-

tection values is defined by national standards; thus the dose rate of the tubehousing ISOVOLT 225 M2/0.4-1.5, measured at a distance of 1 m from the focal spot, amounts to 6.92 Sv/h at maximum tube voltage and maximum anode dissipation.

This value must not be used to assess biological effects.

The dose rate of the leakage radiation is < 10 mSv/h (1 rem/h).



Technical Data

Maximum tube voltage	225 kV	
	Large focal spot	Small focal spot
Maximum anode dissipation	1600 W	640 W
Tube current at max. tube voltage	7 mA	3 mA
Focal spot size (EN 12 543)	3.00 mm (~ 1.5 IEC 336)	1.00 mm (~ 0.4 IEC 336)
Emergent beam angle	40°	
Inherent filtration	1 mm Be	
High voltage connection	Plug socket for rubber cone plug R24 with optional quick-lock cable flange	
Cooling water flow rate	min. 4 l/min	
Cooling water temperature	max. 40° C	
Cooling water pressure	max. 6 bar	
Weight (with optional cable quick-lock)	11.9 kg (26.2 lbs)	
Dimensions	see drawing	

